

AGERA® Rx peels offer a revolutionary way to effectively treat ageing skin, acne and unwanted pigmentation. Developed by leading scientists and doctors, AGERA® Rx peels are among the most effective non-invasive skin treatments available. AGERA® Rx peels when combined with a personalised AGERA® Rx home care regime, are the answer for clear, radiant, younger looking skin.

THE BEAUTY OF SCIENCE™



AGERA® Rx HOME CARE PRODUCTS

Your Agera® Rx specialist will advise on the appropriate combination of Agera® Rx home care products to use in conjunction with the course of peels. Further details on the range of products available are listed in the Agera® Rx Anti-ageing, Acne and Pigmentation leaflets.

Other treatments from AGERA® Rx:
ANTI-AGEING•PIGMENTATION•ACNE•SKIN PEELS

www.agerarx.co.uk



In Europe Agera® products are exclusively distributed by:
Eden Aesthetics Distribution Ltd
Unit 2 Bell Works, Well Lane, Danbury, Essex, CM3 4AB
Tel: +44 (0)1245 227752 Fax: +44 (0)1245 227755
E-mail: info@edenaesthetics.com www.edenaesthetics.co.uk



THE BEAUTY
OF SCIENCE™

SKIN PEELS
A GUIDE



REVOLUTIONARY SKIN PEELS

AGERA® Rx peels represent a major advancement in the non-invasive treatment of ageing skin, acne and unwanted pigmentation. These unique no down time peels provide visible results without unsightly skin shedding, redness or irritation.

AGERA® Rx anti-ageing peels stimulate cells deep within the skin to promote collagen and elastin production and help eliminate fine lines and wrinkles for a firmer, smoother and more radiant appearance.

AGERA® Rx acne peels rapidly bring acne under control and dramatically reduce the risk of future scarring. These revolutionary peels also reduce blocked pores and redness associated with acne conditions.

AGERA® Rx pigmentation control peels penetrate the skin's pigment cells to gently and effectively reduce the appearance of unwanted discolouration for a more even skin tone.



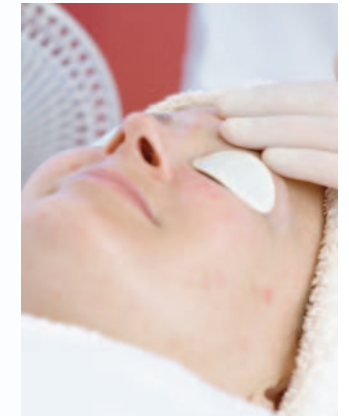
1. Skin is thoroughly cleansed.



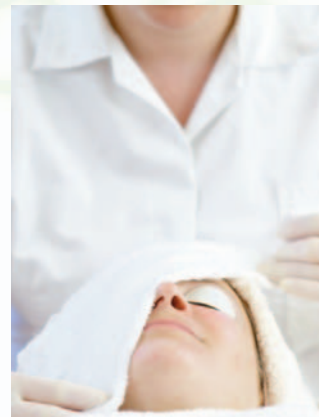
2. Prepping solution prepares the skin for the peel.



3. Peel is applied evenly with a brush.



4. After peel is applied, the skin is kept comfortable with a fan.



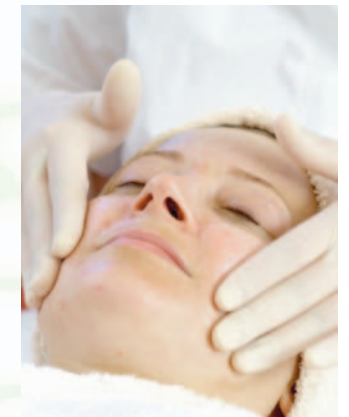
5. A layer of wet gauze is placed over the skin.



6. The peel is activated by the application of cold water.



7. Gauze is removed and MagC® Peptide antioxidant serum is applied.



8. Skin is protected with Agera Rx® Sun Protection Factor.

The daily use of AGERA® Rx home care products in conjunction with AGERA® Rx peels will enhance and maximise your results.

Your AGERA® Rx practitioner may also recommend medical microdermabrasion in combination with your course of AGERA® Rx peels.